



Coffeeshopmethod.com

Introduction

Welcome to the Coffee Shop Method course. I would like to thank you for your making the small investment to find out about this genuine money making method which is helping a lot of people make their first few hundred bucks online.

What is contained in this detailed course has the immense power to take you into the highest realms of online earnings and financial freedom.

Now, a little bit of background on the topic. After searching around online for many weeks and months, I realised there wasn't many 'free' methods of sending traffic to earn easy quick commissions from CPA offers (Cost-Per-Action), so I decided to dive into the web to find some new methods or existing methods of free traffic that actually work.

To my surprise I found many methods that do work very well indeed, which aren't used enough by the general public. Basically money is being left on the table and this is where we come in!

I suspect a lot of big guns and big gurus are using these methods on the side to supplement an income, hence why these methods are not discussed at length to the general public. Or maybe people find these methods a little boring? I personally don't, hence why we make money using these methods!

Remember you need to take action to make money. If

you don't take action you will not succeed or make any money.

You are about to discover in immense detail, how we make a bunch of crazy cash using this underground affiliate marketing method.

There is no fluff here. This is 100% legit information we are passing onto you for a few dollars.

The great thing about all this, is that its 100% free to do and set up. There are some paid aspects if you wish to ramp things up, however they are not essential to get going with this method.

Firstly we will be discussing the free methods of this method. The free methods are extremely straight forward and you can achieve a sustainable income over a course of time. This method could also be ideal if you are looking for an extra income on the side.

Making money online will never be this easy.

Get ready for the ride.

Welcome to the underground world of CPA marketing in collaboration with forum marketing, email marketing and solo ads.

Tools You Will Need

Before get into the nuts and bolts of the course, there are a few basic tools you will need to ensure everything runs smoothly.

Firstly you will need a website/hosting account. This is so that you can host landing pages somewhere online.

<http://hostgator.com>

<http://godaddy.com>

Secondly you will need a Leadpages account so that you can create your landing pages. There are alternative landing page softwares and sites out there but we suggest using lead pages.

<http://www.leadpages.net/>

And thirdly you will need an auto responder account so you can start to build an email list which will generate money for you in the long run. You can sign up for either Aweber or Getresponse.

<https://www.aweber.com>

<http://www.getresponse.co.uk/>

Background on The Coffee Shop Method

The Coffee Shop Method in simple terms is a method Fred & Glynn devised which involves setting up landing pages and driving traffic to those pages via free traffic.

Once the traffic has been sent to those landing pages, The Coffee Shop Method captures the email addresses and stores them in an auto responder account. We do this so that we can email these people at a later date to attempt to sell them more products and services as well as the offer they will see after they have opted into our initial landing page.

The free traffic methods that The Coffee Shop uses are sources that are not discussed too much these days, hence why we decided to put the content together inside this product to educate people who don't know about these methods or to refresh their memory.

The main traffic sources we will be talking about here are forum marketing, question and answer sites, linkedin groups and ad swapping once you have started to build that email list.

Later on in the course we will discuss more faster methods to The Coffee Shop method which involve paid traffic via solo ads.

With regards to forums, they have been a successful part

of our marketing plan, right from the start. Unlike many of the other social networking websites, forums have and still are a place where people participate daily. A well maintained forum can give you help, advice and extra revenue. People ask real questions, because they want a real answer, not just because they want people to see their signature link below.

In terms on LinkedIn, it is a great social media platform to drive traffic and sales to your offers and opt in pages. LinkedIn defines LinkedIn Groups as *“a great way for organisations to keep in touch with their members about current events and to discuss issues of common interest.”*

LinkedIn Groups have a stronger business focus than Facebook or Twitter, and unlike other social media sites, most LinkedIn Groups are industry specific. With its focus on careers, business and networking, LinkedIn Groups is one of the most appropriate social media tool for industry bloggers, and is one of the best ways to attract people to your business blog.

Not only can LinkedIn Groups attract readers and customers to your blog, who have a genuine interest in your topic and industry; it can also create viable financial business opportunities – all without breaking the bank.

Finally the last free traffic method involved Yahoo Answers which is one of the easiest ways to generate traffic to your website is often one of the most overlooked methods as well. Not only is it a simplified method of driving targeted traffic to your site, it is also absolutely free to use.

How To Get Accepted Into CPA Networks

In general the process is extremely simple however some CPA networks require you to provide some additional information before they allow you to promote their offers.

Before we get any further, if you don't want any hassle it might be best to promote offers where there isn't any approval needed.

Networks that I would suggest are:

<http://www.clicksure.com>

<http://www.clickbank.com>

They aren't traditional CPA networks, but they do have great affiliate offers hosted on the networks. Clicksure have some very high paying offers if you are intending on promoting high-ticket offers.

Other networks you could use for traditional CPA offers would be:

<http://www.adworkmedia.com>

<http://www.maxbounty.com>

<http://www.peerfly.com>

But there are thousands out there so try them all. There is also a couple of good sites you can use to search from CPA offers. Just type in a theme or an offer into these sites and they will show you the best networks that are hosting those offers. You can then apply to those networks and promote offers.

Try these sites to compare and find offers to promote:

<http://www.affplus.com>

<http://www.offervault.com>

Now, with regards to getting accepted into some of the bigger CPA networks, it can be slightly tricky so here is a basic guide.

1. Get a domain and hosting. This is the number one thing you're going to need if you want to show that you're a serious internet marketer to the CPA companies. I recommend either HostGator or [THIS LINK](#). Set up a basic site and it makes you look a lot more professional. Make sure your domain looks pretty serious, so for examples - **ALEXJAMESMARKETING.COM**

2. Get an email address for your domain. This is simple and free. If you go into your hosting account you can usually make unlimited email accounts.

An example of a good email address could be

HELP@ALEXJAMESMARKETING.COM

3. Goto Wordpress. Learn it, it's your best friend. It's a simple script that most hosts have automatic installs for as well. What we're going to do is build a quick, five-minute website!

4. Either make your site look like a general marketing company website or make it look like you have a huge interest in the topic you wish to promote, so for example if you wish to promote diet pills or something to do with health, it may be a good idea to create your site so it looks like you are a health agency or work within that industry.

5. After you've decided on your niche and created the site, just scour the Internet for some articles related to said niche. Start posting some content if your site has been created related to the niche. If you have set up the site so it looks like you are a general marketing agency, just keep it legit, straight and serious. Fill in a few pages about how your company could improve other companies marketing activities; bring more sales to their company etc.

6. Now that you have a website, it's time to start applying for CPA companies! Try the ones I suggested above.

7. Once you have applied to some CPA companies or networks, they may wish to speak with you, to verify you are a legit person. The website you have created will help, but they still may phone you or wish for you to

jump on a Skype call for a brief chat. If they do, here are some basic questions and answers you may wish to remember, incase they call.

Q:How many uniques a month do you get?

A:20000-100000

Q:How do you get traffic?

A:I use Facebook ads, PPC via google/bing and also have an email list I am building.

Q:How long have you been doing Internet Marketing?

A:Roughly a year.

Q:What has worked for you in the past?

A:Mainly Facebook ads and some free traffic which I then build a list from.

Q:What vertical/category/kind of offer you want to promote, or have promoted in the past?

A:Anything that converts, I've done gaming, freebies, health, ringtones, email submit, etc..

Q:Do you offer incentives?

A:NO

Q:How much do you spend on advertising?

A:200\$ per day

Q:Do you work with other network, which ones?

A:YES, name any that you have been accepted at or name any random ones.

Q:How did you hear about us?

A:I googled for the best CPA networks, and your name showed up :-)

That is a general guide of questions you may be asked, but think outside the box with the answers as I'm sure the affiliate managers will have heard all these before.

The affiliate network will either send you an email to say you have been accepted OR they will contact you to set up a time for a phone/Skype call.

If you have any further questions or get stuck at this part, just drop me a email or message, I will help you out and may be able to speak to the CPA network too.

This strategy will be broken down for you in a step-by-step format, making it easy for you to incorporate this technique into your own marketing efforts. You'll quickly discover just how incredibly powerful this tactic is when you begin to analyze your traffic and see just how much Yahoo Answers is directing your way.

Once we have gone over these methods we will then discuss email marketing, list building and ad swaps in greater detail.

Choosing An Offer To Promote

Now this is where things start to get interesting. Before we get onto the exact traffic methods, its important we have entrance into some CPA networks and have chosen a high converting offer we believe is the right fit to promote on via these traffic methods.

Generally when it comes to the types of offers we can chose to promote on via these traffic methods, the sky is the limit. We can actually promote anything from a free trial, a \$1 offer or even a \$300 trading/finance

offer. Personally I have had success with all sorts of offers but as we are talking about three different traffic sources, the kind of offers you need to promote could vary.

Ultimately we want to create as many different streams of income as possible through various traffic sources. With the traffic sources we are using, I generally pick low ticket offers to promote when I am answering questions via Yahoo answers.

With LinkedIn groups we can use high ticket offers as the viewers and traffic of that site generally have more wealth.

With regards to the forum marketing we can promote all sorts of offers. Just ensure they are niche specific to the forum you are using to promote these offers.

To conclude, although I have said we can promote any type of offer, we generally don't want to promote offers that are too high ticket as naturally we want to funnel these people onto our email list so we can make money from them in the future. So generally try to keep the offers below \$50. With email marketing, that is where the real money and long term income comes into play.

To find offers to promote you will want to check out either <http://affplus.com> or <http://offervault.com>

You will want to tap in a keyword, hit submit and it will display all the type of offers you could promote.

The screenshot shows the affplus.com website interface. The top navigation bar includes 'CPA Networks', 'Affiliate Offers', 'Industry News', and 'Add Network'. The main header features the 'affplus' logo, a search bar with 'All Networks' selected, and an 'Options' dropdown. The left sidebar contains filters for 'Networks' (AdWork Media, PeerFly, Blue Track Media, CashAds, FluxAds), 'Countries' (United States, United Kingdom, Australia, Canada, Denmark), 'Categories' (Email/Zip Submits, Mobile/PIN/WAP, Other, Health & Beauty, Computer/Internet), and 'Allowed Traffic' (Contextual). The main content area displays search results for 'Email/Zip Submits' with 1619 results from 37 networks. The results are shown in a table with columns for Offer Name, Payout, Type, Category, and Network. The table lists various offers such as 'Sweepstakes Match - Email Submit', 'Snappy Survey - Email Submit', '[WEB+WAP] K-pop Star Sexy Gallery /MY', 'Win Apple Watch [WEB+WAP] /FR', 'Win Electric Toothbrush [WEB+WAP] /SE', 'Win iPhone6 [WEB+WAP] /FR', 'Win iPhone6 [WEB+WAP] /NL', 'Win iPhone6 [WEB+WAP] /SE', 'Diabetes Supplies - Email Submit', 'Protein Powder - Email Submit', and 'Cinco de Mayo - Email Submit'. The payouts range from \$1.60 to \$20.00, and the networks include PeerFly and ClickDealer.

Offer Name	Payout	Type	Category	Network
Sweepstakes Match - Email Submit	\$1.60	Lead	E-mail & Zip Submits	PeerFly 4.93
Snappy Survey - Email Submit	\$1.60	Lead	E-mail & Zip Submits	PeerFly 4.93
[WEB+WAP] K-pop Star Sexy Gallery /MY	\$2.10	CPA	Erotic Content	ClickDealer 4.99
Win Apple Watch [WEB+WAP] /FR	\$20.00	CPA	Email submit	ClickDealer 4.99
Win Electric Toothbrush [WEB+WAP] /SE	\$20.00	CPA	Email submit	ClickDealer 4.99
Win iPhone6 [WEB+WAP] /FR	\$20.00	CPA	Email submit	ClickDealer 4.99
Win iPhone6 [WEB+WAP] /NL	\$20.00	CPA	Email submit	ClickDealer 4.99
Win iPhone6 [WEB+WAP] /SE	\$20.00	CPA	Email submit	ClickDealer 4.99
Diabetes Supplies - Email Submit	\$1.60	Lead	E-mail & Zip Submits	PeerFly 4.93
Protein Powder - Email Submit	\$1.60	Lead	E-mail & Zip Submits	PeerFly 4.93
Cinco de Mayo - Email Submit	\$1.60	Lead	E-mail & Zip Submits	PeerFly 4.93

As I have said previously in this guide you can promote any kind of offers. To keep thing congruent during this guide I'm going to explain how we could promote a high paying offer such as the \$250 offers hosted on clicksure.

To find these offers, please sign up to clicksure.com and you generally want to look at what is in the top ten at present. You can find the chart on the right hand side.

Live Marketplace

[View Launch Calendar](#)



- [1. Millionaires Blueprint ...](#)
- [2. Cash Code](#)
- [3. JMB Profit Machine](#)
- [4. 21 Day To Riches Launch](#)
- [5. My Online Business](#)
- [6. Inner Trading Circle \(M...](#)
- [7. The Fisher Method](#)
- [8. Rock The Stock](#)
- [9. BinaryBoom \(MultiCPA\)](#)
- [10. Mad Profits](#)

Upon clicking on one of these links you will find your affiliate link for that particular offer and you are ready to promote them.

Millionaires Blueprint - Hot CPA Offer

Smoking HOT Binary/Biz Opp Launch. \$250 CPA 'WITH' MULTIPLE FTD TECHNOLOGY! For With A Solid Backend And Ridiculous Follow Up Sequence, Squeezing Every Dollar Possible.

Type: CPA Terms: Weekly Net 39

Campaign Status: Active

Campaign Payout: \$250.00

Sub Campaigns: Yes

- Millionaires Blueprint 2nd FTD - Payout: \$250.00
- Millionaires Blueprint 3rd FTD - Payout: \$250.00
- Millionaires Blueprint 4th FTD - Payout: \$250.00

Countries Allowed: All Countries

JV URL: http://millionaireblueprint.co/jv_page.html

Landing Pages (1)

Resources (0)

Emails (0)

Pixels (0)

Default Lander

Default Link

<http://ash213.blueprint1.cpa.clicksure.com?lp=28>

Cloaking Your Links

Unfortunately most of the traffic sources we wish to run with don't like affiliate links, therefore we have to do something called 'cloaking'. By cloaking your affiliate links, you'll maximize your earning potential and save time managing your links. In short Link cloaking is a

method used to make a long affiliate URL link into a shorter and prettier one—often to the detriment of a brand. The first URL clearly identifies the merchant, whereas the second is simply a shorter URL seen more frequently as more and more people use link shortening services.

The preferred service we use for cloaking links is Click Magick. We'll talk in more detail in the video course on how to cloak links so please check that out. Remember you need a domain to cloak/redirect links so please ensure you have the domain/hosting we suggest.

<http://clickmagick.com/go/ash213>

The Autoresponder

Once we have found a high converting offer to promote and have our cloaked links, the next step is to set up our auto responder account so that we can use email marketing in our set up.

To do this we use Aweber or Getresponse. Simply set up an account and you are good to go. Create a new list and sign up form within your auto responder account and I will explain in the next step how to integrate that into your landing page.

If you need basic help, please read this document on how to set up Aweber:

<http://www.aweber.com/autoresponder-how-to-get->

[started-guide.pdf](#)

Please remember to watch the video course as we shall be going in full detail on how to set up the autoresponder.

Landing Pages

As we have discussed previously the whole aim of this system is to send traffic to our landing pages to capture the email addresses before the customer sees the offer we are promoting. Please note, you can send people straight to the offer but the whole long term income is in the list, therefore we need to capture email addresses by using our autoresponder and landing pages.

To set up landing pages please open an account up with

<http://leadpages.net>

Here are some examples of some high converting landing pages that are placed between the link and the offer:



READ THIS FREE REPORT

"The 5 (Dirt Cheap) Tools I Use To Create All My Videos (Including My \$80 HD Video Camera)"

Enter a Valid Email Here

[Click Here For Free Instant Access >](#)

[Click Here For Free Instant Access](#)

 Your Information is 100% Secure And Will Never Be Shared With Anyone.

[Legal Information](#)

MONEY ALERT

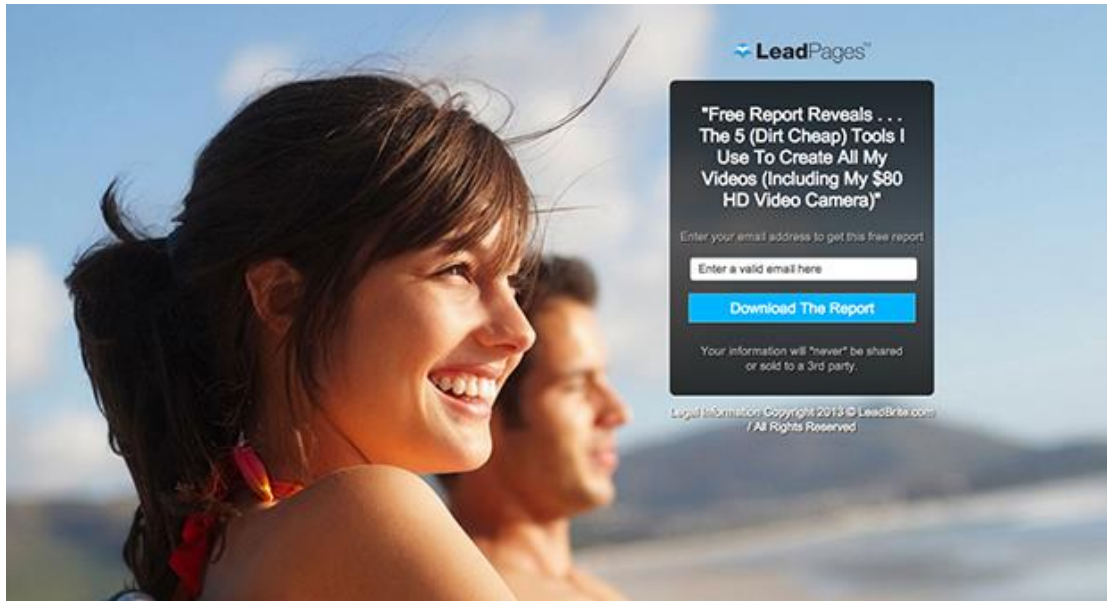
World changing Video Dating App Called 15Winks
You can earn from every Subscription

Hurry! This Opportunity Will End Soon



Enter Email

Get Instant Access



Generally on the landing page we would be giving them something for free, to get them to opt in, otherwise they may not enter their email address.

With the autoresponder set up correctly, we would be sending them the free gift via email automatically the minute they enter their email address.

Forum Marketing

In order to advertise and promote your CPA offers you can also join forums. Forum marketing is an extremely powerful method of promoting your CPA offers, especially if you join the correct forums and post relevant content.

There are certain benefits of the forum marketing strategy. The forums are gaining a high amount of popularity and are being visited by thousands of potential customers every day who want to share their thoughts and learn what is new.

You can post your CPA offers in the forum, and even add the link to your money site so that you can start to promote from right there.

You can also add content for reading about your CPA offers. At the end you can paste your signature profile which will increase your credibility. In addition to this, you have to make sure that the CPA offers you are promoting in this manner have something relevant to the topic of the forum. After all, you will not be pasting CPA about “gardening tips” in a forum that is discussing binary and forex trading.

Not all forums are worth your time. Successful forum marketing means finding the right community for *your* business. Look for popular forums that cover your niche topic. So once you have selected an offer to promote, you then want to head over to google to find some forums or you could try searching forum hub sites such as [Board Reader](#), [Big Boards](#), and [Board Tracker](#) using niche-specific keywords.

For this example I’m going to show you how I would do this for the binary niche so we could promote \$250 CPA offers through Clicksure.

Google binary trading forums

Web News Videos Shopping Images More Search tools

About 591,000 results (0.40 seconds)

Binary Options Trading - Forex, Stock Indices, Commodities
www.ig.com/Binary-Options
 4.0 ★★★★★ rating for ig.com
 Open an Account Today.
 Trading since 1974 · FTSE 250 listed · 24h support · Client money protection
 Open an Account Free Demo Account
 Why Trade CFDs with IG

Free Binary Options PDF - bigoption.com
www.bigoption.com/guide
 Learn how to trade Binary Options. For beginners to trade successfully
 BigOption has 264 followers on Google+

Automated Binary Options - AutoTradingBinary.com
www.autotradingbinary.com/
 Fully Automated Trading Account 81% profitable since 2012.

Binary Options Trading Forum: Binary Options Forum
www.binarytradingforum.com/
 The most updated digital options traders community online. Join us today & find out the secrets of binary options trading from those who knows best.
 Beginners Questions & Answers - Binary options signals - Binary Options - Trading

BinaryOptions.net Forum
forum.binaryoptions.net/
 Binary options forum with over 10000 members. We discuss trading strategies as well as the binary option industry including brokers, signals and scams.
 Strategy - Signals/Robots/Autotraders etc - Complaints - General

Binary Options Edge - Trading Forums
www.binaryoptionsege.com/
 Binary Options Edge was established to help traders by openly sharing indicators, strategies, methods, trading journals and discussing the psychology of trading ...

Free Trading Signals
www.signalsbinary.com/
 10 signals a day Binary Options SMS signals

Free Binary Options Robot
www.torigroup-binary-signals.com/
 Best performance, 3-day trial.
 Auto Trade Service(137%+yearly ROI)

Best 10 Binary Brokers MY
malaysia.best10binarybrokers.com/
 Binary Options Brokers Comparison.
 Find The Best Broker Today!

Top Binary Brokers - MY
malaysia.binarybrokerexpert.com/
 Looking For A Trusted Binary Broker? Compare All Top Brokers Now

Is 24 binary a scam?
www.binaryshould.com/
 Compare binary options brokers head to head to see which is best

Free Forex Online Course
www.avatrade.com/Forex
 Binary Options Trading For Free.
 Open a \$100,000 Demo Account Now!

1 Binary Options Strategy
www.binaryoptionsform4.com/
 I Made \$5,930 in 60 Minutes!

Narrow your list to 5-10 forums that will be worth your time and ensure the forums are active with at least 1,000 members. Make sure the forum gets at least ten new posts per day. You then want to register an account as soon as you find the forum you wish to post on. This is straight forward and shouldn't take too long.

Binary Trading Forum

FORUMS €100 MINIMUM DEPOSIT DEAL TRADING STRATEGIES TRUSTED BROKERS BINARY OPTI

TODAY'S POSTS MARK CHANNELS READ

If this is your first visit, be sure to check out the [FAQ](#) by clicking the link above. You may have to [register](#) before you can post: click the select the forum that you want to visit from the selection below.

Binary Options Trading Forum

FORUMS LATEST ACTIVITY

Directory Topics Posts Last Post

During the registration process you will have to pick a username and avatar, which is the little image you have next to your username when you post on the forum.

Your user name and avatar are the first things other users will notice about you. Pick a user name that is easy to remember and pronounce. Stay away from bizarre number combination or weird misspellings. Do not pick user names that only have meaning for you but would otherwise be nonsensical to everyone else.


With regards to the avatar, a good head shot of yourself or cute pictures of your kids or pets make the best avatars. Avoid using any pictures that might be considered offensive or controversial.

Once you have your profile registered the whole process is pretty straight forward. You need to start posting and keep active in the forums. This is the key to successful forum marketing. Whenever anyone asks a question related to your products or services, dazzle them with incredibly useful answers. These situations are opportunities to demonstrate your expertise and to generate good will. Backup your advice with links to trusted sources, and respond to follow up questions quickly.

Leave out your sales pitch in the beginning. Any hint of bias in your initial posts will erase all your hard work. By keeping your answers objective, the entire community will start thinking of you as a *trusted* expert. They will soon start asking you for your recommendations. When you get direct inquiries for recommendations you may then safely mention your business without appearing biased.

With regards to your CPA link and forums, the real magic here is that you can have a signature on your profile, so everytime you post something on the forum everyone sees you signature, thus leading to clicks and sales in your CPA account. Most forums allow you to create a forum signature with your own information and outgoing links.

Here are some good examples of forum signatures:




The screenshot shows a forum post from a user named 'kikolani' (aka Kristi Hines) on September 19, 2011, at 05:02 PM. The post is titled 'Re: How Can I Identify The Wordpress Theme Of Any Given Website?'. The user's profile information on the left includes a join date of Oct 2008, location of AZ, 52 posts, 1 thank, and 13 thanks in 12 posts. The post content includes a message about a shortened link, a code block showing a link tag, and a signature for Kristi Hines, a Freelance Writer in Blog Marketing, Photography, and Freelance Writing. The signature is displayed below the post content and above the 'EDIT', 'QUOTE', 'MULTIQUOTE', and 'QUICK REPLY' buttons.

09-19-2011, 05:02 PM #5

kikolani
aka Kristi Hines



Join Date: Oct 2008
Location: AZ
Posts: 52
Thanks: 1
Thanked 13 Times in 12 Posts

Social Networking
  

Contact Info



Re: How Can I Identify The Wordpress Theme Of Any Given Website?

Sorry, the link was shortened by the forum.
When you're looking at the source code of the homepage, you'll see near the top:

Code:

```
<link rel="stylesheet" href="http://www.hplaptopsreviews.co
```

Gyuman82
RichardYoshimura.com
War Room Member



Join Date: Nov 2010
Location: Los Angeles, CA
Posts: 1,754
Thanks: 57
Thanked 180 Times in 125 Posts

Social Networking





Contact Info


Re: [1,000 + Served!!!] No Other WF SEO Serv

Quote:
Originally Posted by **cheguvera** 
Will this work to rank videos....?
Please let me know

Yes this service can be used to rank YouTube v

My WF Forum Signature



**Struggling With SEO? Get Free SEO Training
Follow Me On Twitter @Gyuman82**

8th December 2012, 03:11 AM #25

RussellK
Senior Warrior Member
War Room Member



Join Date: 2011
Posts: 1,067
Thanks: 140
Thanked 280 Times in 171 Posts

Re: What is your Single Best Traffic Source?

My offline ads are converting the best for me right now.

Forum Signature



CLICK HERE: [Watch How To Get Up To 100,000 Visitors Per Day And Earn As Much As \\$8,354.44 - \\$48,833.00 In A Single Week Selling Other People's Stuff... The Easy Way!](#)

Thanks

8th December 2012, 04:17

burtyqlady said: ↑

wow that's quite a list! Doesn't it bog down your site though if you have all of those installed and activated? Just wondering.

It did slow down the loading of my blog and I actually had a bit of a problem with my hosting service because of plugins.

I actually cut down my Plugins list. I use about 17 plugins now and always looking to use the minimal amount of plugins again.

Thanks for pointing out!

Cheers 🍷

Forum Signature Below Forum Post

Learn How to Build a Blog, Start Blogging, Drive Traffic, Get Leads & Earn Affiliate Commissions...
www.Internet-Marketing-Blog101.com

Snoopy240, Thursday at 9:59 AM IP Report

When you have the signature set up the correct way, you will get a lot of clicks on to the CPA offers and affiliate offers you are promoting.

Remember you need a catchy call to action comment to encourage people to click on that link. Your signature should be like an email subject line. It should be so encouraging and curious that people are desperate to click on the link and check out what you are offering.

To make this whole method work though, you do have to be active in forums. You have to post regularly and help others who are posing questions on the forum. The more help you offer – the more genuine the other users will think you are and they will be keen to click on your link in your signature as you will sound like you are someone with authority.

Online Groups - LinkedIn

LinkedIn is an extremely powerful social network to generate leads for any business which is fantastic as we can make some real hard cash over there.

Let's introduce the LinkedIn feature that we will drive our leads from: **groups**. LinkedIn groups are useful both in size and scope. Some of the more popular ones have tens or even hundreds of thousands of members – like social networking sites within a social networking site – that's a lot of potential leads, right?

What makes this number more meaningful than groups you'd find on Facebook or Google is that the members are qualified.


LinkedIn defines LinkedIn Groups as *“a great way for organisations to keep in touch with their members about current events and to discuss issues of common interest.”*

LinkedIn Groups have a stronger business focus than Facebook or Twitter, and unlike other social media sites, most LinkedIn Groups are industry specific. With its focus on careers, business and networking, LinkedIn Groups is one of the most appropriate social media tool for affiliate marketers to drive traffic to those offers and landing pages.


Not only can LinkedIn Groups attract readers and customers to your pages and affiliate links, who have a genuine interest in your topic and industry; it can also create viable financial business opportunities – all for free.

The benefits of LinkedIn, is that it's free, it's social, the members you will be targeting are a completely targeted audience so you won't be wasting any time, and it's extremely effective at driving traffic to your landing pages and offers.

The process of making LinkedIn work with affiliate marketing and CPA offers is extremely straightforward. Firstly you need to create an account, which I'm sure a lot of you already have. If you don't, please go over to [linkedin.com](https://www.linkedin.com) and register a free account as soon as possible.

[Forgot your password?](#)

Connect, share ideas, and discover opportunities.



Get started – it's free.
Registration takes less than 2 minutes.

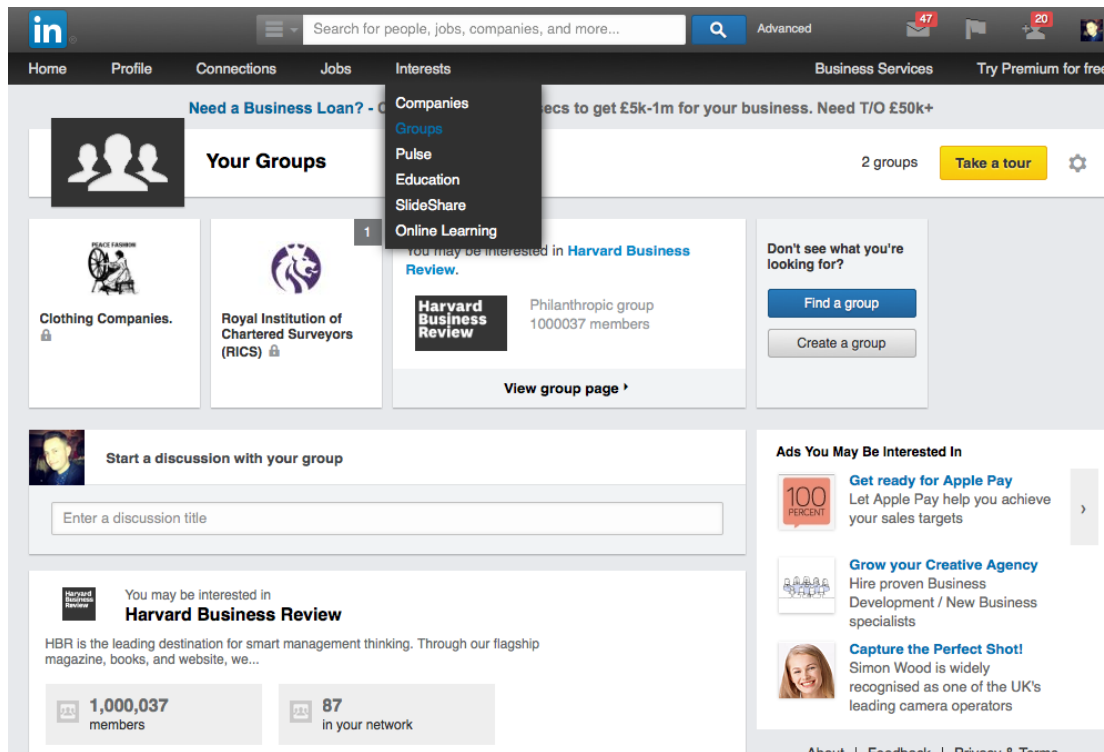
By clicking Join Now, you agree to LinkedIn's [User Agreement](#), [Privacy Policy](#) and [Cookie Policy](#).

Find a colleague:

LinkedIn member directory: [a](#) [b](#) [c](#) [d](#) [e](#) [f](#) [g](#) [h](#) [i](#) [j](#) [k](#) [l](#) [m](#) [n](#) [o](#) [p](#) [q](#) [r](#) [s](#) [t](#) [u](#) [v](#) [w](#) [x](#) [y](#) [z](#) [more](#) | [Browse members by country](#)

Once you have registered you want to fill out your profile in the correct manner. If you are selling your own products or legit services you may wish to create a personal profile of yourself. If you are trying to promote CPA offers it might be useful to create a profile in a 'pen name' so nothing can come back to your real name and details.

Once you have a LinkedIn profile, select the tab 'Groups' at the top of the page and in the search bar type your profession. For example, if you are in the financial broking industry and is selling personal loans, type keywords such as 'Financial broker', 'Personal Loans', 'Financial Planning' into the search bar. Different groups will appear such as 'Finance Industry Professionals', 'Finance Broking Careers', and 'Women in Finance'.



To find Groups that are more local, type in your country or state or city in the search bar in addition to your profession.

Look for Groups with a strong following – anything above 500 members is fair game. Anything below that may be worth joining but is probably not considered the chief Group of that profession and, if you want to be noticed in the industry, you will need the biggest audience.

The screenshot shows the LinkedIn search interface for the keyword 'forex'. The search bar at the top shows 'forex' with a search icon. Below the search bar, the navigation menu includes Home, Profile, Connections, Jobs, Interests, Business Services, and Try Premium for free. The search results are displayed in a list format, showing 1,719 results for 'forex'. The results are filtered by 'All' groups. The first result is 'Algorithmic Traders Association (Stocks | Futures | Forex | Options)' with a 'Join' button. The second result is 'Forex Trading' with a 'View' button. The third result is 'Foreign eXchange TRADER Network - FX FOREX' with a 'Join' button. The fourth result is 'Traders Log | Stock Market, Forex and Futures Trading' with a 'View' button. The fifth result is 'Forex Trader (FX) Trading Network' with a 'Join' button. On the right side of the search results, there are three ads: 'Bespoke Video Production', 'Capture the Perfect Shot!', and 'Need a Business Loan?'. The bottom of the screenshot shows a URL: 979&trk=vsrm_groups_res_name&trkinfo=VSRPsearchid:1210453081437559721414_VSRPtargetid:1813979_VSRPcmnt:primary.

Moreover, check out the conversations taking place on the Group's wall. Sign up if you see a lot of peers commenting in the Group – healthy conversation is a great form of networking.

Once you've found a Group, click the button 'Join Group'. Don't be discouraged if you are not accepted straight away, as many Group administrators want to check who you are before allowing you into their Group (hence the importance of a 'complete' LinkedIn profile).

Selecting the right groups is highly important with this method. Please don't be tempted to join every group you see as you could be wasting a lot of time. Remember to focus on high activity count, high popularity, groups that have a direct interest to the products or offers you wish to promote and make sure they are very active.

Once you have found groups you wish to join, you need to hit the 'join' button. Most groups will immediately

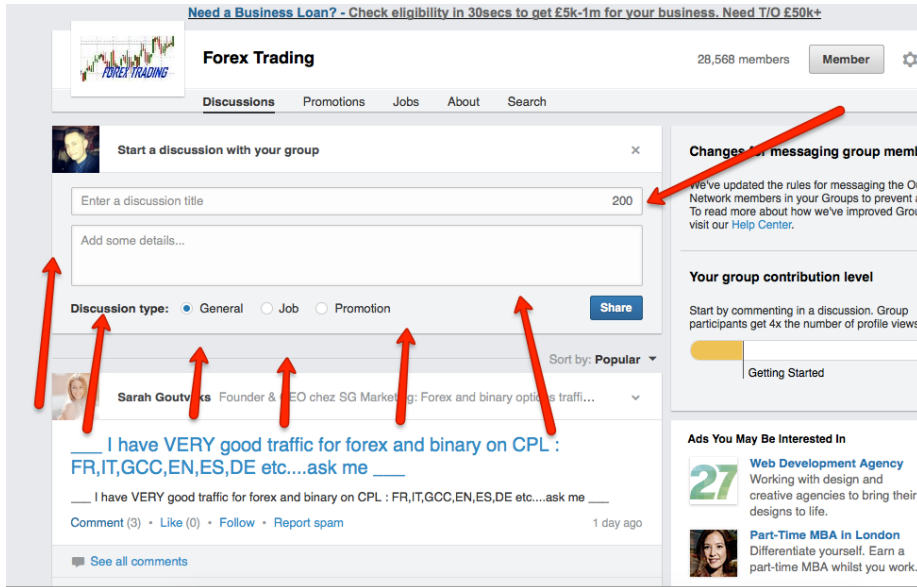
accept you, however some groups it takes a little longer as the administrator has chosen to approve all users.

With this CPA method, you'll get best results if you participate in conversation on a regular basis. The more you participate and engage, the more success you will have ultimately. The content you post should be exciting and sound genuine enough for other users to click on the links you will drop inside the group.

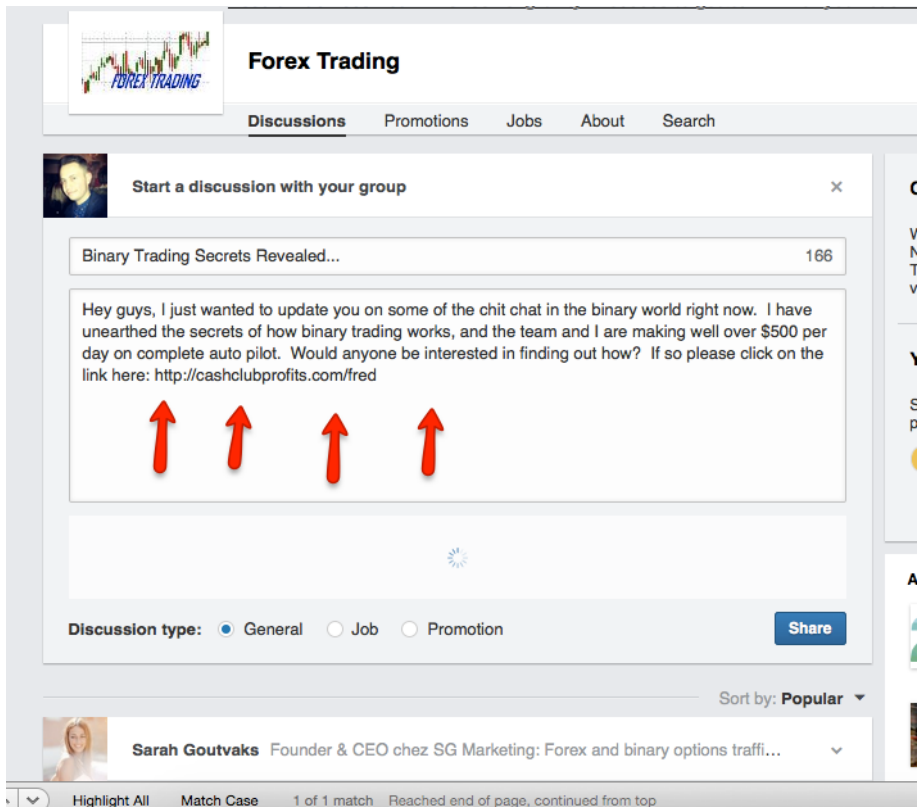
With this method you could either introduce yourself to sound legit, or you could simply start posting links and comments inside the group. The choice is yours depending on the types of offers you will be promoting.

My one tip would be, not to post links straight away as you could get booted out of the groups. Maybe make at least one post about something else before you start dropping your all important affiliate and CPA links.

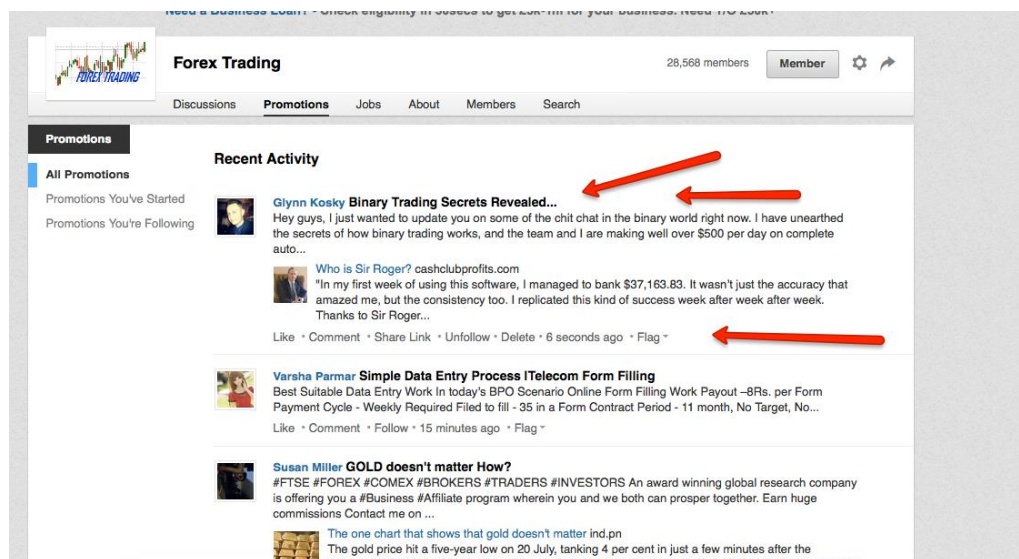
When you first become a member of a group, don't start spamming. Just answer questions that you're knowledgeable about and focus on helping people out, instead of being there for self interest. This will lead you to become a trusted authority in your niche.



This is how I would softly drop my links into the LinkedIn group. Have a catchy headline, and blurb about the offer without sounding too scammy or spammy and then drop the link with it. This is your affiliate link.



As you can see here, my post has not been hosted on LinkedIn, and I'm ready to get some traffic to my affiliate link.



Remember you must cloak/redirect your links. I highly recommended using Clickmagick to do this. However you can do this from your own domain/hosting. Again I will be going over this in more detail during the course.

An even more powerful way to take advantage of LinkedIn Groups is to create your own groups in LinkedIn. To do this, simply pick a topic that you wish to promote over a long period. It's important that when you create a group, don't come in with the mindset of only lead generation or promoting your business. You must set up the group to unbiased with the goal of helping

other people out.

Through this, people will come to find you and what your business does and directly click on your affiliate offers and links.

Feel free to share other people's content so long as it's valuable. By sharing other people's content and setting the group up in an unbiased way, this will show that you're a trustworthy business who is there to help and not just a self-serving business.

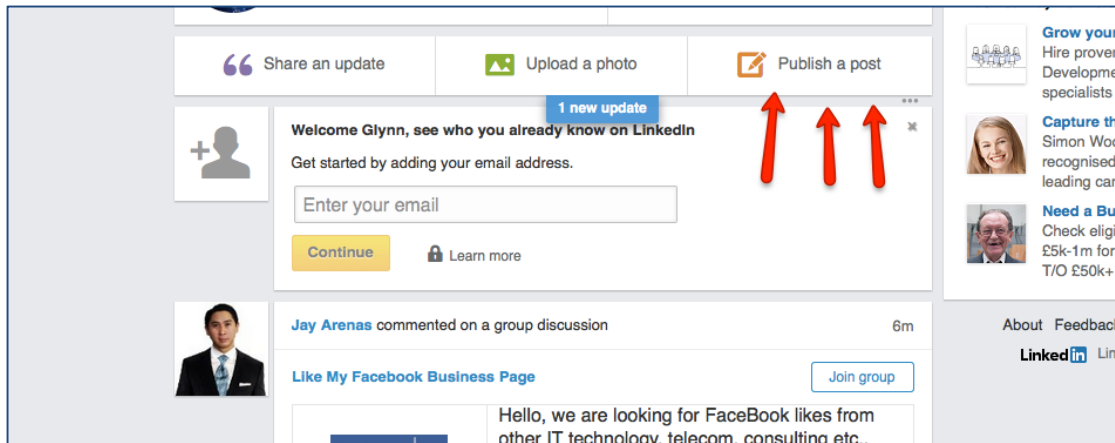
If you're going to get any value out of the group, you have to go there everyday. Having a group requires work to maintain and keep the conversation going.

Another great method of driving traffic to your affiliate links is by 'publishing posts'

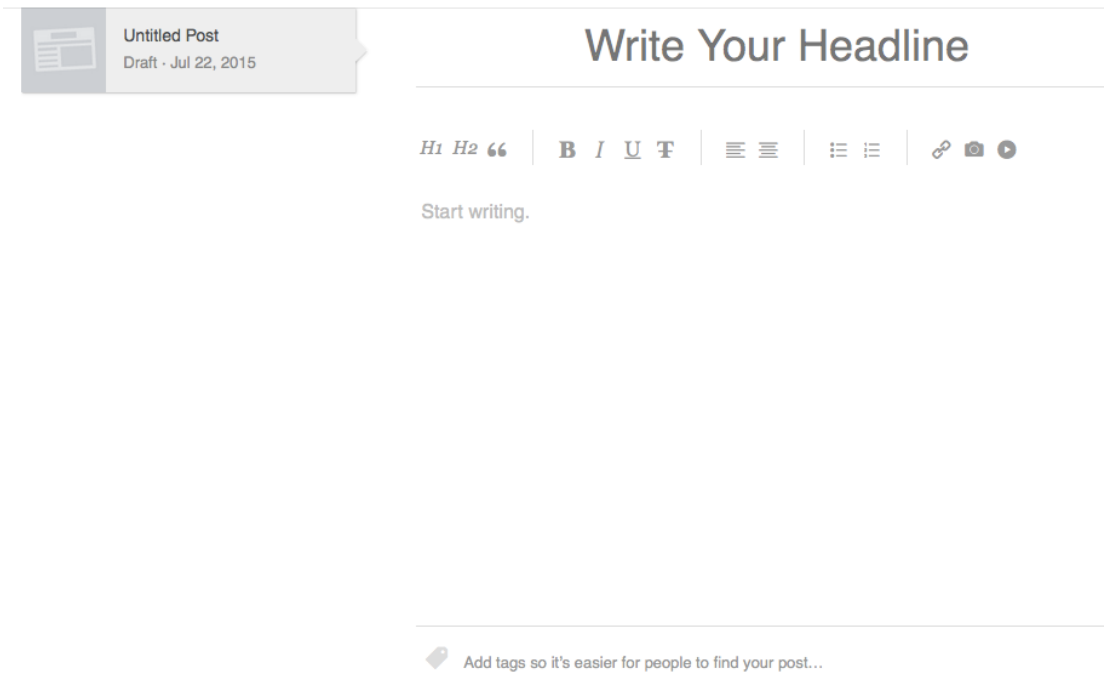
LinkedIn's self-publishing platform was at first an exclusive club that eventually evolved into its "Influencers" program, which is currently composed of roughly 500 specially selected experts. It opened up pulse to all of its 230 million English-speaking users a little more than a year ago.

Pulse gives publishers a wide potential audience, and it allows for specialized targeting. What this means for us is that we can post articles that are highly targeted to certain users on LinkedIn. In addition this, these posts also get picked up on google so we can get added traffic to our affiliate links.

To start you want to click 'publish a post'



You will then be faced with this page where you can create a post and publish it.



Here is a great example of a published post which is getting a lot of traffic direct from LinkedIn, and is even being picked up on google when you search for this CPA offer.

Sir Roger Thorne's Binary Meta Bot System Review - Free Download

Jul 16, 2015

258

0

0




Binary Meta Bot Software - This Binary Meta Bot Review page is my personal Binary Meta Bot System of an automated binary options trading tool that I found called "Binary Meta Bot".

Product Name: Binary Meta Bot

Author Name: Sir Roger Thorne

Official Website: [CLICK HERE](#)



Binary Meta Bot is a fully automated software that works on complete autopilot – there is no need for you to check out signals and stay logged in while trading.

This Binary Meta Bot binary system was developed by Sir Roger Thorne, who has now dedicated himself to trading binary options and helping others do so as well. Besides travelling the world and sharing his knowledge on the subject at his fully booked seminars, he has now come up with an automated system that trades for you.

Since the system is automated, it eliminates any human error, doesn't take up any of your time, and makes trading easier than it has ever been before.

Binary Meta Bot Review

There are definitely a few things for us to talk about today in regards to Binary Meta Bot. I would like to start by pointing out that this is a free binary options system. That means that in order to gain access to the software you have to sign up with their recommended broker which is option rally. Every single free binary options software in the set this point has failed and that is a fact.

Basically, it's a software that trades for you. It comes with all available currency pairs and all signals. What you need to do is to sign up and set up your account. Once you have done that, you will be told exactly what to do in order to make money, even those who have never before done any trading or investing can make it work.

trading software before I tried this, so didn't have very high expectations. But this bot is completely in a league of its own. I have made almost \$140,000 in 3 months! Sir Roger is a legend in trading circles and his quality and experience really come through in the Meta Bot. "

Cons:

- As with any signal provider, 100% success cannot be guaranteed, so it pays to do a bit of research before placing a trade.

Conclusion

Binary Meta Bot is a great tool for anyone interested in trading binary options with minimum risk, maximum profits and the least amount of effort. Try this fully automated robot risk free, and discover the thrills and opportunities of binary option trading!

So, What are you waiting for? Go ahead and download you copy of Binary Meta Bot software...



As you can see a lot of time and effort has been put into this post but it is worthwhile as the affiliate will be making a lot of cash from this post. The CPA affiliate link has been dropped inside the post a few times but has been padded out with fantastic content.

Answer Sites - Yahoo

Yahoo Answers is a great resource where people crowd source answers to questions. That means if you want to know, for example, what the capital of Jamaica is, you can post the question and you will quickly have an answer. If you've never been on Yahoo Answers before, below is a screen shot of what you will see when you click on the 'Browse Categories' tab:

As you can see, there are lots of different categories where people can post questions. For our example question, we would click on the 'Travel' tab. Within most of these categories there are further sub categories which allow you to refine your question even more.

Step 1

Your first step is to examine these categories thoroughly as this is where you will locate a target niche that you want to market to.

What you are looking for is niches where you can answer the users' questions and provide a link in the 'source' box to your website which they can then click to visit.

Step 2: Level 2 accounts

However, you cannot immediately start posting live links in Yahoo Answers. In order to do this, you must first have a 'Level 2' account. You can do this by accumulating 250 points on Yahoo Answers. This is very straightforward and doesn't take long at all. In fact, you can do this in less than 20 minutes by doing the following:

1. Create three Yahoo Answers accounts.
2. Log in to one of the accounts (the main one you are going to use to get to Level 2) and you will receive 100 points immediately simply for logging in. Then, search for a topic on Yahoo Answers, it can be absolutely any topic. Next, scroll down and save the search. After you've saved that, search for something else and then save that search. By saving two searches you will receive a further 20 points.
3. Now log in to one of the other two accounts and post 5 questions, they can be in any section and about anything. Copy the URLs of the questions to Microsoft Notepad. Logout and log back in to the main account and answer all five questions with any answer. Then, logout and back in to the account you posted the questions on and award the answers posted with the main account as 'Best Answer' for each question. This will award you another 50 points (10 points per best answer). Repeat this process with the other account of the three to get another 50 points, now your main account will have a rating of 220 points.

4. Finally, log in to the main account again and you will still have your daily answer posting limit of 20 left. For each answer you post, you get 2 points. Go ahead and post 15 short answers to random questions and you will have reached the magic 250 points required to reach level 2 and post live links in your future answers.

Fortunately, once you have done this process, you will not have to repeat it as you now have a level 2 account you can rate and vote for best answers on other people's questions. This means that you can now create a new account and post another 20 answers. However, you will need to select your 20 answers strategically.

Search for any keyword you want and once you've located it, on the left hand side you'll see a box marked 'Refine Search'. On the 'Question Status' drop down menu, select 'Open Questions' and from the 'Date Submitted' drop down menu, select 'Last 7 days' then search again.

Now sort the search by 'Oldest'. You now have questions that are still open and 7 days old. This is ideal for our objectives as we can provide answers to these questions just as they are about to be voted on. Once you've answered these questions, copy the URL of the new account's profile page and paste it into a Microsoft Notepad file.

On the following day, you need to login to your level 2 account and go through all the questions you answered using the new account the previous day. Most of these questions will now be 'In Voting', which means as a

level 2 account holder, you can go through each one and vote your new account's answers as best answers.

The vast majority of people don't assign best answers so you'll get best answer for most of the questions, which alone should take your number of point on that account over 250 as well.

Monetisation

Now that the technical side of things has been taken care of, we can focus on the fun part of this method; making money! As I mentioned before, you need to identify categories that you can match with niche products that you can promote on Yahoo Answers.

Website

Before you go and start filling Yahoo Answers with links to your offers, you need to first make sure you have website in place with an opt in form. The reason for this is that it is very important you capture the details of as many of your visitors as you can on your email list. If you don't already have a website with an opt-in script installed, I recommend you use Aweber capturing subscriber information and a WordPress blog hosted on the server Bluehost.

If you do not already have a domain name, you can purchase one quickly and easily at Godaddy. If all of this sounds a bit to complicated and overwhelming, do not fear! It is a really easy straight forward process.

For this method, if you are going to be targeting multiple niches, the best idea is to create a generic site with different niche targeted pages containing specific sales copy. You can then use the specific links to the pages with the sales copy and products/offers as your 'Source' link for that niche when posting your answers.

So when posting your answer to someone who is looking to, for example, 'make money online' , you simply put your answer in and then in the source box you'd leave your link to <http://www.yoursite.com/your-make-money-online-page/>.



NOTE: Another reason you **MUST** use a website, or at least a landing page for this method, is because Yahoo will ban your account very quickly if you simply repeatedly post affiliate links. Any links you use as the source must provide some sort of value. So simply put together either, a helpful article with affiliate links in it and an Aweber Opt-in form. Alternatively you can create a squeeze page to simply capture the users' email address, so you can promote offers to them separately at a later date.

Offers

Now, with your website in place, you are ready to start finding offers to promote to all the new traffic that you

are generating. There is almost an unlimited amount of products, offers and services you can promote to your list. I have listed some of the best networks that you can join below to get access to hundreds of different items to promote:

- Max Bounty - These guys are one of the best affiliate networks out there and have hundreds of offers on the network that you can promote. They also pay out weekly to their affiliates!
- Clicksure – Very easy to apply to and you can promote very high paying offers straight away.
- Clickbank - You will find offers and products to promote on Clickbank in various different niches. Instant approval too so I highly recommend using this.
- Market Health - These guys are the largest health and beauty affiliate network out there. They have got lots of very well converting products you can promote and are perfect for this method!

Sign up now to some of these networks (or all of them if you prefer), by clicking the links provided.

Remember to search for offers on affplus.com and offervault.com. When you find a suitable offer you can apply to that CPA network.

For this method, the kind of offers you are looking to promote are offers that have wide appeal and are preferably free for the user to participate in. Offers such as:

- Email/Zip Submits – You will find hundreds of these offers to promote on MaxBounty and

Monetise. They usually request the user to fill out information in order to win a free prize like an iPod or a TV for example. These offers usually payout between \$1 and \$2 for a first page submit. This may not sound like much but it adds up very quickly as the volume of traffic you send to the offers increase!

- Make Money Online/Survey Sites – You'll find these offers on MaxBounty, Monetise, ShareASale and LinkShare. Almost everyone is interested in making extra money so these offers are perfect for this method. Again, they cost nothing to join for the user.
- You will find lots of health related CPA offers that pay out decent commissions on sales at Market Health. I have promoted a lot of their products in the past and they convert extremely well.

10X it!

If you follow the method outlined above and have separate pages for multiple niches, all with opt-in forms and an Aweber scheduler set up to promote even more products to your new visitors, you can make great profits from this method alone.

As is well known in business, once you have identified a way to make money online, you then need to scale that method up and outsource as much of the process as possible. In this way you can automate things and start to make passive income on auto-pilot.

List Building – Ad Swaps

So by now, you will know the main three free methods of traffic generation we use, which are LinkedIn groups, Yahoo question and answers and forums.

We have discussed the importance of sending visitors to a squeeze/landing page to capture the email addresses so we can build an email list that we could email in the future and make money from.

Now what we want to do is try to make this list as big as possible by using something called 'ad swaps'.

This is when two people both have email lists that they send emails/advertisements to and they swap the ads to send out to each other's perspective e-mail lists. Usually this is done for no fee because you're exchanging each other's ads in exchange for the fee.

There are various ways of doing this. The main ways of finding people to swap ads with are through various sites such as:

<http://safe-swaps.com/>

<http://www.adswap.com/>

<http://listswapper.com/>

Another great way of finding people to swap ads with to build your email list is through targeted groups on facebook.

Please join these groups, take a read and when you are ready to, you could find people to swap ads with:

<https://www.facebook.com/groups/adswapsolojv/>
<https://www.facebook.com/groups/20DollarSoloAds/>
<https://www.facebook.com/groups/189347897917735/>

Again, we shall be teaching this in more detail in the actual course so please try to watch the video content.

Paid List Building Methods

We are at the point in the course where we should have everything set up correctly and be driving traffic to our landing pages and of course our offers! In that case we should be building a list and making some money.

If the free methods are not enough for you I have some great paid methods that speed everything up and are worth trying out.

The paid method of traffic is similar to the ad swap method however we wont be swapping adverts, we will simply be buying an ad on some one elses email. Therefore when people click the link in that email they will be opting into our email list.

This is called a 'Solo Ad'. This is essentially an e-mail that acts as an advertisement that you give to someone with an e-mail list. They will send this e-mail out to their list in exchange for a cut of the profits made or for a flat rate fixed fee.

In short this is how a solo ad works:

You can follow the steps (listed below) to send out a Solo Ad:

- Create an attractive landing page.
- Develop Sales Copy that you would include in the email.
- Find a vendor with a large list of subscribers congruent to your niche
- Set up a Tracking System.
- Make your link short through the clickmagick software
- Book for the mailing list with the Vendor or the owner
- Pay for the Ad

Whether you have heard of Solo Ads or not, the truth is that Solo Ads can play a key and pivotal role in the success of your online business. Solo Ads presents you with an effective way to get your message across to a large number of prospective clients at a very low cost. Basically, you find someone who has a large list of subscribers. This list of subscribers should be closely related to the niche that you are dealing with. So you look out for a vendor who has a list of subscribers that would be interested in your product or service offering.

Solo Ads are highly effective in driving targeted traffic of visitors to your offer(s). Here, you should take care to choose those vendors who have a genuine list of subscribers. Plus it would serve in your interest if you choose such vendors that have a large list of followers or subscribers that are related to your niche.

Your first port of call when purchasing a solo ad would

be to check out the solo ad groups on Facebook.

From there you find out which sellers are genuine and find out some real testimonials from purchasers of solo ads from those vendors.

Here are the links to some solo ad groups:

<https://www.facebook.com/groups/SoloAdsTestimonials/>

<https://www.facebook.com/groups/soloads/>

<https://www.facebook.com/groups/salestestimonials/>

In addition to this I highly recommend using a site called dedicated emails. On this site you can buy an email promo direct from vendors with the best quality lists in the world.

<http://www.dedicatedemails.com>

On top of that you can also try Harris Fellmans Traffic For Me which is one of the best quality traffic vendors on the planet. I personally have had huge success with them.

<https://www.trafficforme.com/>

Automating The Process

Once you start having some success you can automate the process by outsourcing everything. Hire a virtual assistant who can handle these tasks to speed things up, to make you much more money.

All these methods work but they can be long winded if you have other jobs too, so my advice would be to head over to one of the freelancing or out source sites and find a virtual assistant. You can train them up within a day and they will be assisting you in your aim to make multiple streams of income.

<http://elance.com>

<http://odesk.com>

<http://onlinejobs.ph>

Conclusion

So we have come to the end of the guide. Congratulations on following up to this point and I really hope you can now take action.

To wrap up things lets just go over the basic process again.

We will be promoting affiliate offers and CPA offers through free traffic methods but also have the ability to scale up and ramp things up with paid traffic. Remember to find high paying affiliate offers and niche specific offers to promote.

In short, all you have to do is focus on one thing – forum marketing, Yahoo answers or LinkedIn groups. However you try all three to create multiple streams of income. We want to become active in these fields so we can attract people to click on our affiliate links so we get paid. In addition to this we want to create an email list of

people that our interested in our offers and services so we can generate money from these people in the future.

With that email list we will then be emailing offers for long term income. We can also 'ad swap' for free with other list builders to build our list even faster.

To make the whole process easier and faster we can use solo ads to purchase advertising space on other peoples emails. We supply the vendors with an email swipe and an affiliate link and they will send this to their email list. In return we will expect to get a large opt in rate thus meaning our email list will increase very fast.

We find these vendors of solo ads from facebook groups, dedicated emails and other web sites detailed in the course.

Remember list building is the ultimate aim of this whole process. With list building we can make long term income.

If you need a more detailed insight into the whole process please ensure you watch the video series that accompanies this guide.

If you need any help or advice on setting this up, do not hesitate to contact myself or the team.